

Signify Classified - Internal
Cooper Lighting Solutions Photometric Lab
1121 Highway 74 South
Peachtree City, GA 30269



Scaled data based on original data using
LM-79-08 Approved Method: Electrical and Photometric Measurements of Solid-
State Lighting Products

Test Report Prepared for
Cooper Lighting Solutions
(formerly Eaton)

Brand: STREETWORKS

Report Number: P880132

Luminaire Tested: **MEM2-HSN-VA-50-750-U-CQ**

Issue Date: 10/01/2024



Test Information

Test Method: LM-79-08
Report Number: P880132
Test Lab: INNOVATION CENTER(G3)
Issue Date: 10/01/2024
Manufacturer: COOPER LIGHTING SOLUTIONS (FORMERLY EATON)
Product Line: STREETWORKS
Catalog Number: MEM2-HSN-VA-50-750-U-CQ
Description: EPIC MODERN SHORT HOUSING 50W 70CRI 5000K VISUAL COMFORT FIXTURE w/
TYPE V CONCENTRATED DISTRIBUTION OPTIC
Light Source: (1) 5000K CCT, 70 CRI LEDS
Ballast/Driver: ELECTRONIC DRIVER

Summary

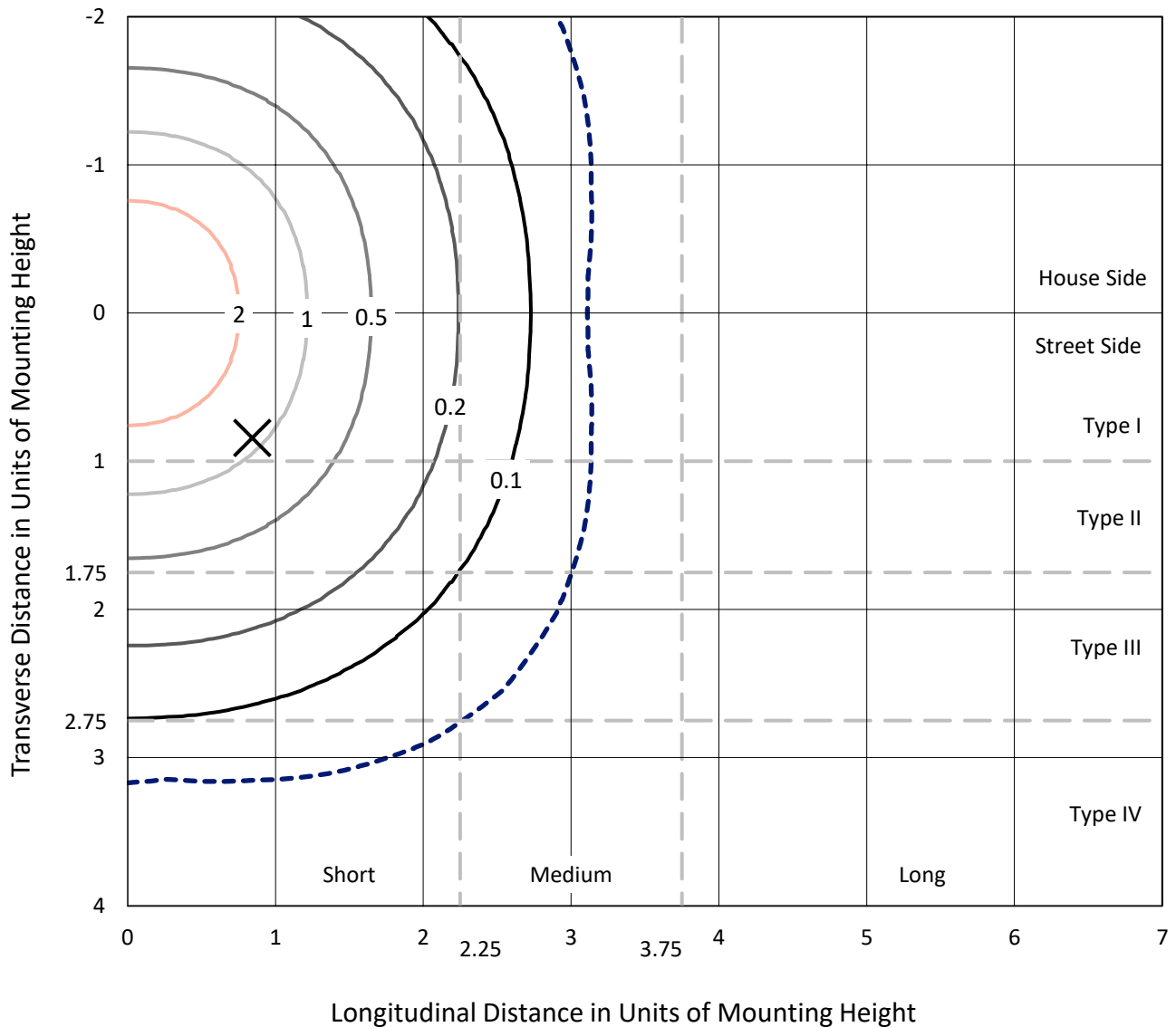
Lumens per Lamp: N/A
Luminaire Lumens: 4096.2 lumens
Efficiency: N/A
Efficacy: 83.6 lumens/watt
Luminous Opening: Circular (Dia: 1.12' x H: 0')
IES Classification: Type V - Short
BUG Rating: B2 - U0 - G1

Input Watts (W): 49
Input Voltage (V): 120
Input Current (Ain): NR
Voltage Rise (V): NR
Power Factor: 0.99
Total Harmonic Distortion (THDi): 11%
Frequency (hertz): 60
Stabilization Time: NR
Operation Time: NR
Ambient Temperature (°C): NR
Test Distance: 24 FT

REPORT NUMBER: P880132
 CATALOG NUMBER: MEM2-HSN-VA-50-750-U-CQ

Iso-Footcandle Lines of Horizontal Illumination

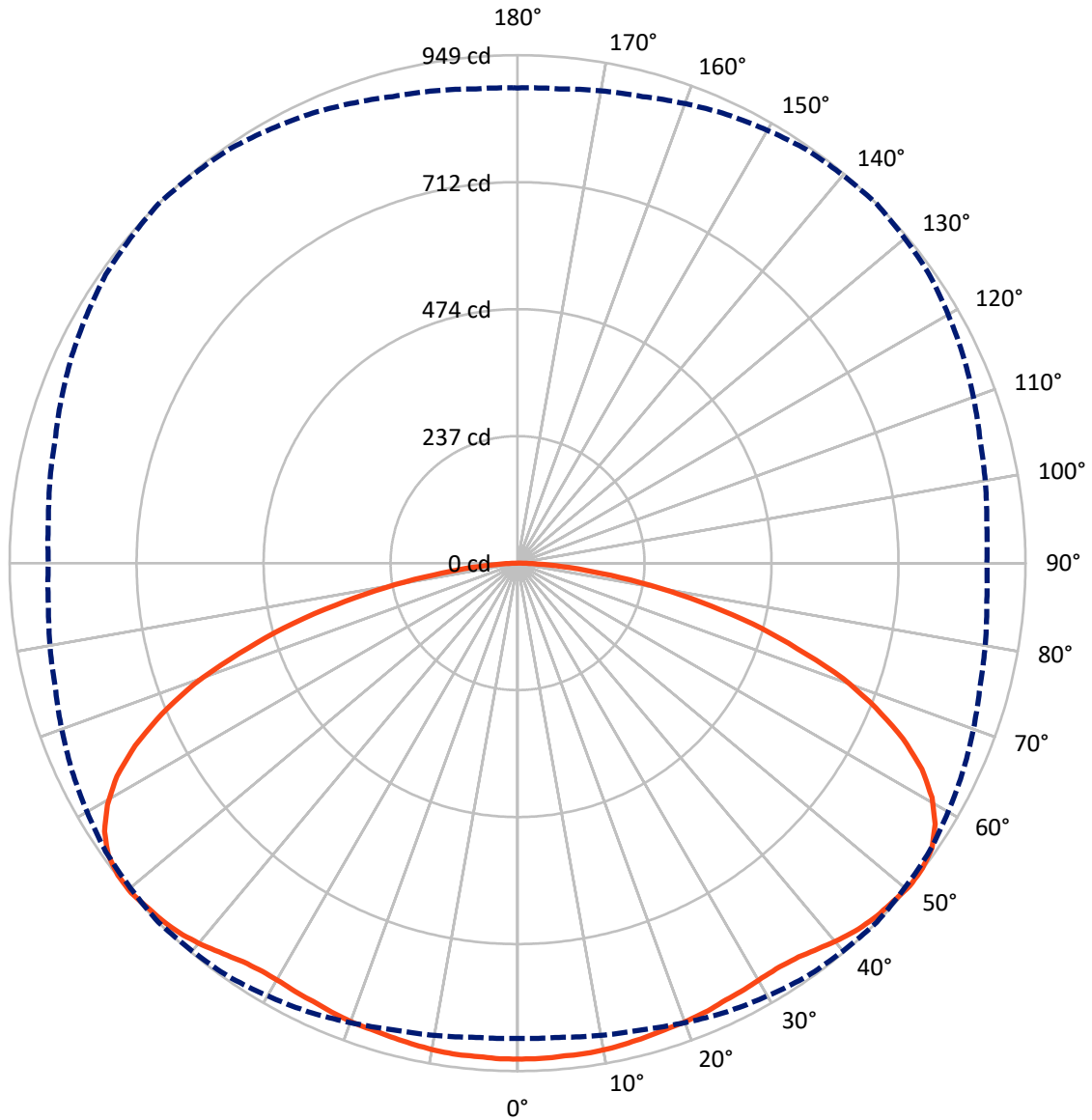
✕ Max cd
 - - - 1/2 Max cd



Based on 15 foot mounting height. Maximum calculated value = 4.1 fc
 Type V - Short - N/A

REPORT NUMBER: P880132
CATALOG NUMBER: MEM2-HSN-VA-50-750-U-CQ

Luminous Intensity Polar Plot



— Vertical Plane Through 45-Deg Lateral - - - Horizontal Cone Through 50-Deg Vertical

REPORT NUMBER: P880132
 CATALOG NUMBER: MEM2-HSN-VA-50-750-U-CQ

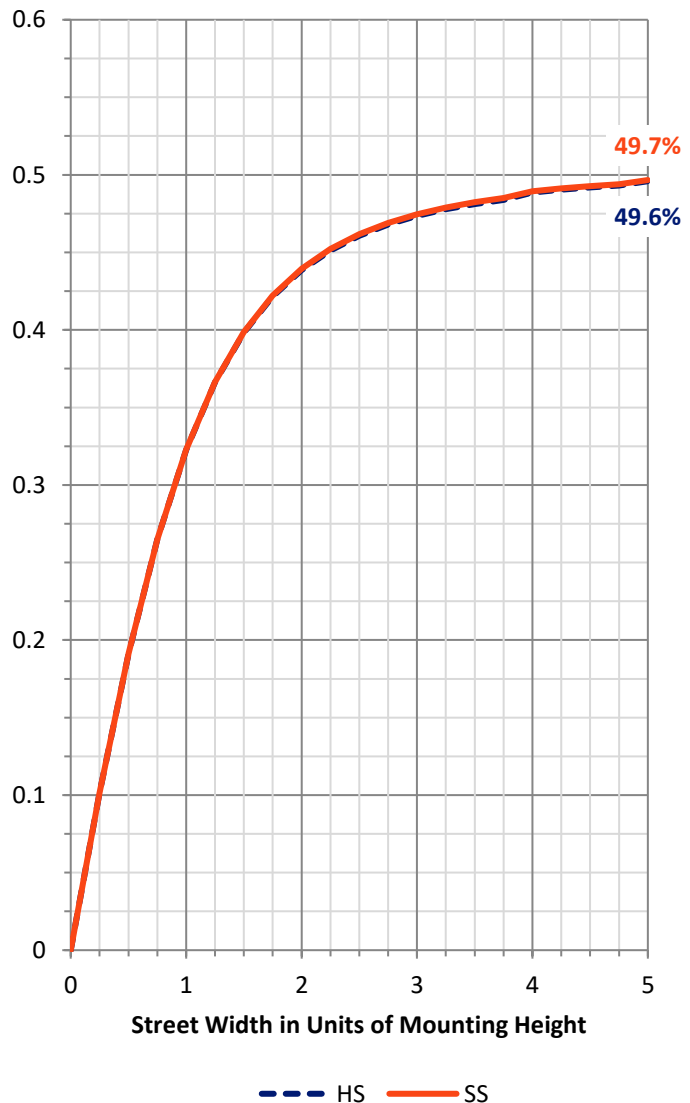
FLUX DISTRIBUTION:

		Downward	Upward	Total
House Side	Lumens	2048.1	0.0	2048.1
	% Fixture	50.0	0.0	50.0
Street Side	Lumens	2048.1	0.0	2048.1
	% Fixture	50.0	0.0	50.0
Total	Lumens	4096.2	0.0	4096.2
	% Fixture	100.0	0.0	100.0

Coefficient of Utilization

ZONAL LUMENS:

Zone	Lumens	% Fixture
0°-10°	88.2	2.2
10°-20°	259.5	6.3
20°-30°	417.5	10.2
30°-40°	563.7	13.8
40°-50°	708.6	17.3
50°-60°	796.6	19.4
60°-70°	725.4	17.7
70°-80°	438.0	10.7
80°-90°	98.7	2.4
90°-100°	0.0	0.0
100°-110°	0.0	0.0
110°-120°	0.0	0.0
120°-130°	0.0	0.0
130°-140°	0.0	0.0
140°-150°	0.0	0.0
150°-160°	0.0	0.0
160°-170°	0.0	0.0
170°-180°	0.0	0.0
0°-90°	4096.2	100.0
0°-180°	4096.2	100.0

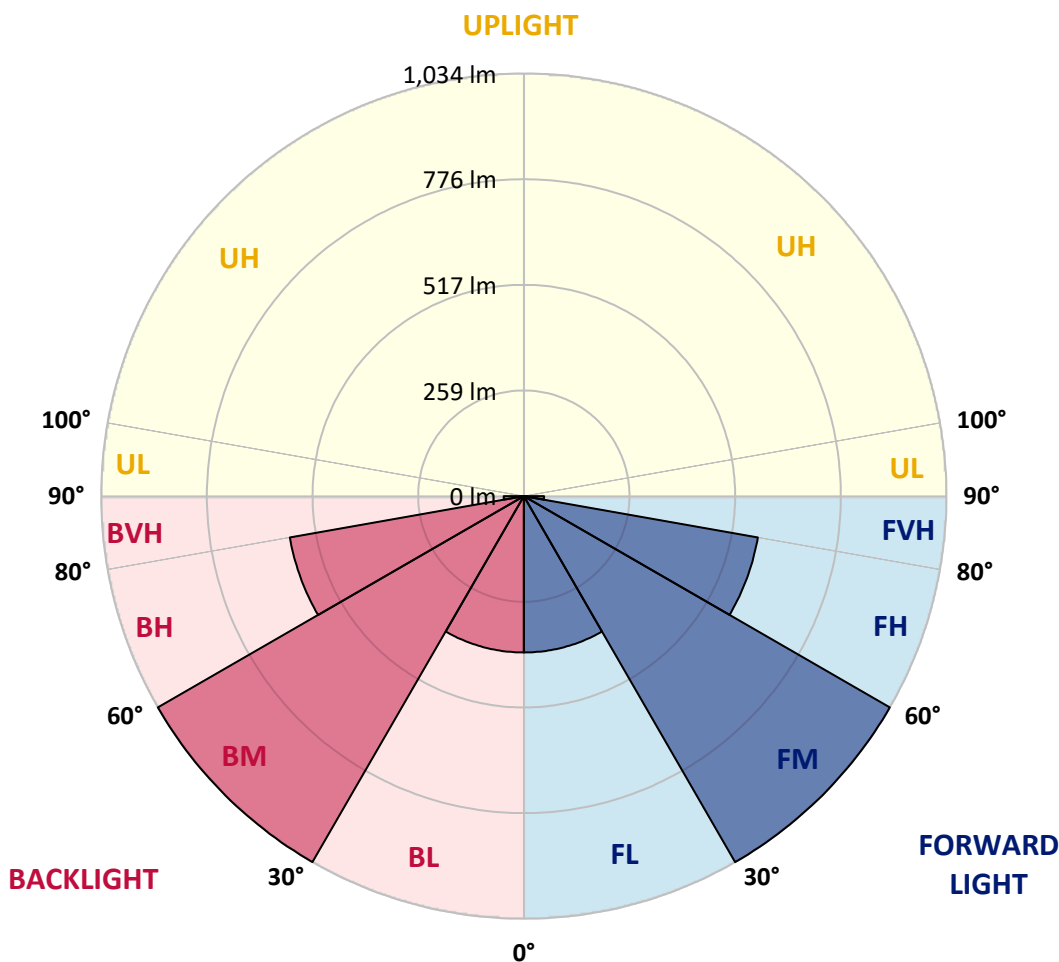


REPORT NUMBER: P880132
 CATALOG NUMBER: MEM2-HSN-VA-50-750-U-CQ

LUMINAIRE CLASSIFICATION SYSTEM LUMEN TABLE AND BUG RATING:

Zone	Lumens	% Fixture	Zone Rating/Lumen Limit		
			B	U	G
FL (0°-30°)	382.6	9.3			
FM (30°-60°)	1034.4	25.3			
FH (60°-80°)	581.7	14.2			G0/660
FVH (80°-90°)	49.4	1.2			G1/100
BL (0°-30°)	382.6	9.3	B1/500		
BM (30°-60°)	1034.4	25.3	B2/2500		
BH (60°-80°)	581.7	14.2	B2/1000		G0/660
BVH (80°-90°)	49.4	1.2			G1/100
UL (90°-100°)	0.0	0.0		U0/0	
UH (100°-180°)	0.0	0.0		U0/0	

BUG Rating: B2-U0-G1
 Type V Short





REPORT NUMBER: P880132
 CATALOG NUMBER: MEM2-HSN-VA-50-750-U-CQ

CANDELA DISTRIBUTION (FULL):

	0°	5°	15°	25°	35°	45°	55°	65°	75°	85°	90°
0°	926.2	926.2	926.2	926.2	926.2	926.2	926.2	926.2	926.2	926.2	926.2
2.5°	926.2	926.2	926.2	926.2	926.2	926.2	926.2	926.2	926.2	926.2	926.2
5°	924.6	924.6	924.6	924.6	924.6	924.6	924.6	924.6	924.6	924.6	926.2
7.5°	923.0	924.6	924.6	923.0	924.6	924.6	924.6	924.6	924.6	924.6	924.6
10°	921.4	921.4	923.0	923.0	923.0	923.0	923.0	923.0	923.0	923.0	921.4
12.5°	918.2	919.8	919.8	919.8	919.8	919.8	919.8	919.8	919.8	919.8	919.8
15°	916.6	916.6	916.6	916.6	916.6	916.6	916.6	916.6	914.9	914.9	916.6
17.5°	911.7	911.7	913.3	913.3	913.3	913.3	913.3	913.3	911.7	911.7	911.7
20°	908.5	908.5	910.1	910.1	910.1	910.1	910.1	908.5	908.5	908.5	908.5
22.5°	905.3	905.3	906.9	906.9	908.5	908.5	906.9	906.9	905.3	905.3	905.3
25°	902.1	902.1	902.1	903.7	905.3	903.7	903.7	902.1	900.5	898.9	898.9
27.5°	897.3	897.3	897.3	900.5	900.5	902.1	900.5	898.9	895.7	894.0	894.0
30°	892.4	892.4	894.0	897.3	898.9	898.9	897.3	894.0	890.8	889.2	889.2
32.5°	887.6	889.2	890.8	895.7	897.3	898.9	895.7	892.4	887.6	884.4	884.4
35°	887.6	887.6	892.4	897.3	902.1	903.7	900.5	894.0	887.6	882.8	882.8
37.5°	889.2	890.8	897.3	903.7	910.1	913.3	908.5	900.5	890.8	884.4	884.4
40°	895.7	895.7	903.7	914.9	923.0	924.6	919.8	908.5	895.7	887.6	886.0
42.5°	898.9	900.5	908.5	921.4	931.0	934.2	927.8	914.9	898.9	887.6	886.0
45°	898.9	900.5	910.1	924.6	937.5	940.7	934.2	918.2	900.5	889.2	886.0
47.5°	894.0	895.7	908.5	926.2	940.7	943.9	935.9	919.8	898.9	886.0	882.8
50°	887.6	889.2	902.1	924.6	942.3	948.7	939.1	918.2	894.0	879.6	876.4
52.5°	874.8	876.4	894.0	918.2	940.7	947.1	935.9	913.3	884.4	868.3	865.1
55°	855.5	858.7	876.4	905.3	931.0	939.1	926.2	900.5	869.9	850.6	847.4
57.5°	829.7	831.3	852.2	884.4	911.7	919.8	906.9	879.6	845.8	824.9	823.3
60°	792.7	796.0	820.1	852.2	881.2	889.2	876.4	847.4	812.0	789.5	787.9
62.5°	747.7	750.9	773.4	810.4	839.4	847.4	834.6	804.0	768.6	744.5	742.9
65°	691.4	694.7	717.2	752.5	783.1	791.1	779.9	747.7	712.3	689.8	686.6
67.5°	628.7	631.9	652.8	683.4	710.7	722.0	710.7	683.4	649.6	622.3	619.1
70°	553.2	553.2	574.1	604.6	630.3	644.8	630.3	603.0	569.2	546.7	546.7
72.5°	474.4	471.1	490.4	519.4	540.3	546.7	543.5	519.4	487.2	466.3	463.1
75°	379.5	385.9	400.4	421.3	443.8	453.5	442.2	421.3	398.8	381.1	379.5
77.5°	294.3	299.1	312.0	329.6	342.5	348.9	345.7	329.6	305.5	297.5	294.3
80°	207.4	210.6	221.9	234.8	244.4	250.8	246.0	233.2	220.3	212.3	209.0
82.5°	135.1	133.5	143.1	151.2	159.2	157.6	156.0	146.3	141.5	135.1	133.5
85°	69.1	70.8	70.8	78.8	80.4	83.6	82.0	78.8	70.8	67.5	69.1
87.5°	22.5	22.5	24.1	24.1	27.3	27.3	28.9	25.7	24.1	20.9	20.9
90°	0.0	0.0	0.0	0.0	0.0	0.0	0.0	0.0	0.0	0.0	0.0

Cooper Lighting Solutions Photometric Lab
1121 Highway 74 South
Peachtree City, GA 30269



LM-79-2019: Approved Method: Electrical and Photometric Measurements of Solid-
State Lighting Products

Report Prepared for

Cooper Lighting Solutions

Streetworks

Report Number: SP1-2407-176-6

Test Date: 09/26/2024

Luminaire Tested: MEM2-HTN-VA-30-750-U-WQ

Data in this report applies to families of products including MEM2-HTN-VA-30-750-U-WQ

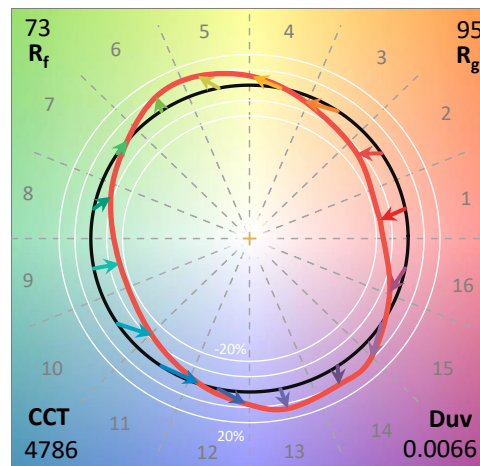
Test Information

Test Method: LM-79-2019
 Report Number: SP1-2407-176-6
 Test Lab: COOPER LIGHTING SOLUTIONS
 Photometer: SP1 - 76IN SPHERE
 Measurement Geometry: 4π
 Issue Date: 09/27/2024
 Manufacturer: COOPER LIGHTING SOLUTIONS
 Product Line: Streetworks
 Catalog Number: **MEM2-HTN-VA-30-750-U-WQ**
 Description: EPIC MODERN VISUAL COMFORT 30W WAVESTREAM WIDE

Spectral Parameters

CCT (K): 4786
 CIE u': 0.2093
 CIE v': 0.4953
 Duv: 0.0066
 CIE x: 0.3533
 CIE y: 0.3716
 CIE z: 0.2751
 Peak Wavelength (nm): 449
 Dominant Wavelength (nm): 570
 Purity: 17.53512
 Rf: 73
 Rg: 94.6

CRI (Ra):	70.9		
R1:	67.8	R9:	-29.8
R2:	75.1	R10:	40.9
R3:	80.6	R11:	67.4
R4:	71.6	R12:	35.3
R5:	67.8	R13:	68.5
R6:	65.4	R14:	89.0
R7:	82.0	R15:	60.9
R8:	57.0		



Test Conditions

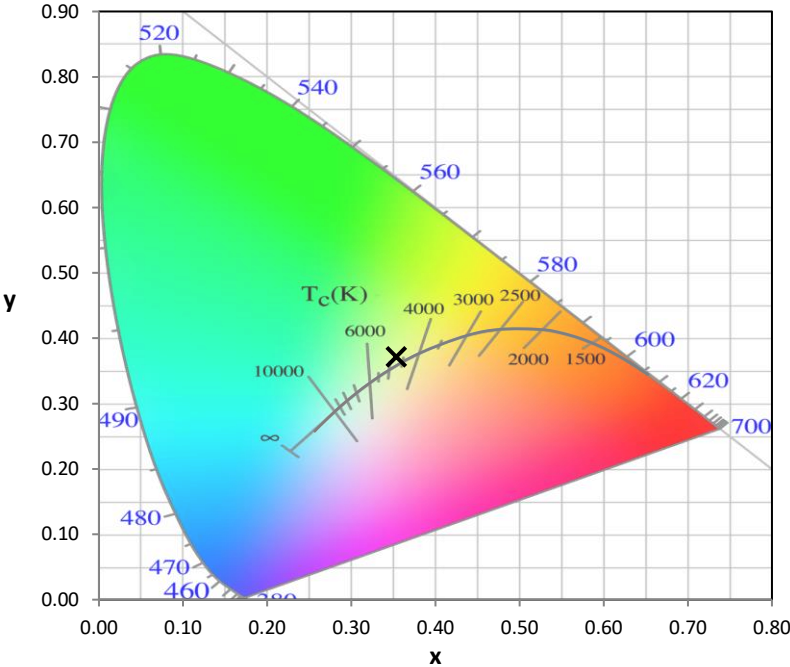
Stabilization Time: 45M
 Operation Time: 1H 45M
 Sphere Temperature (°C): 25.2

REPORT NUMBER: SP1-2407-176-6

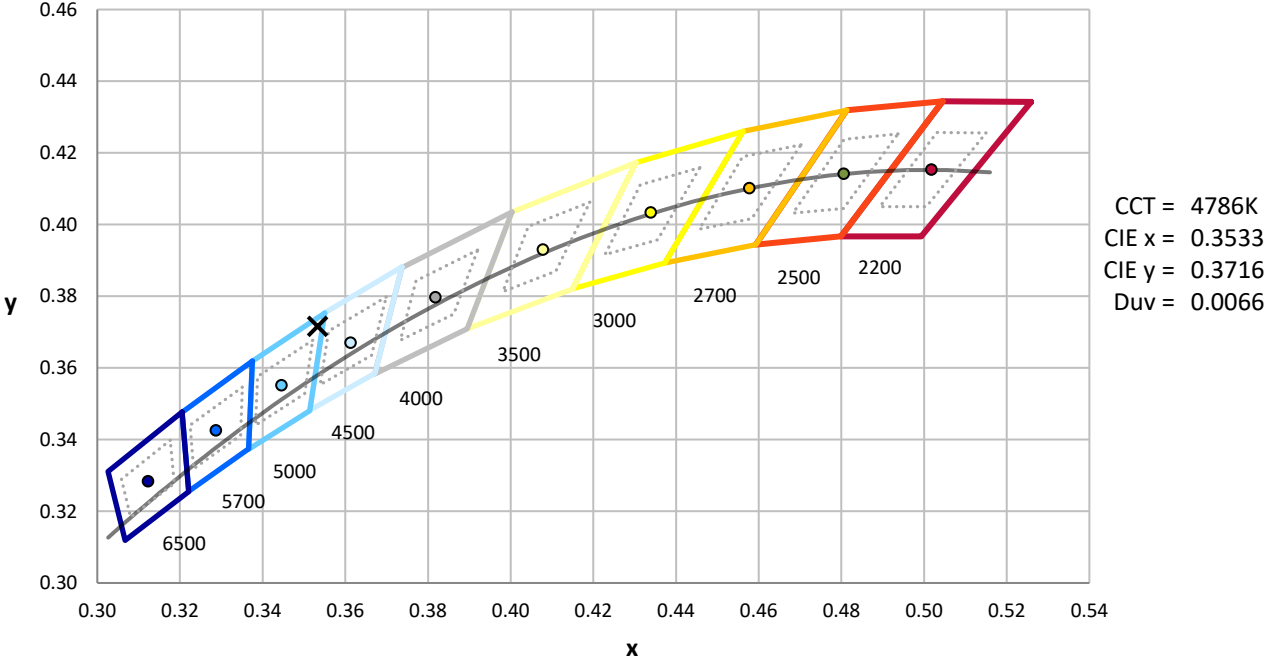
Measurement and Test Equipment			
Instrument	Identification Number	Calibration Date	Calibration Due Date
Photometer	IN0058	6/18/2024	12/18/2024
Power Meter	INXT2011004	2/8/2024	2/8/2025
AC Power Source	IN0063	10/24/2023	10/24/2024
DC Power Source	IN0208	10/24/2023	10/24/2024
Sphere Thermometer	IN0085	10/24/2023	10/24/2024
Room Thermometer	IN0046	10/24/2023	10/24/2024

REPORT NUMBER: SP1-2407-176-6

CIE 1931 Chromaticity Diagram



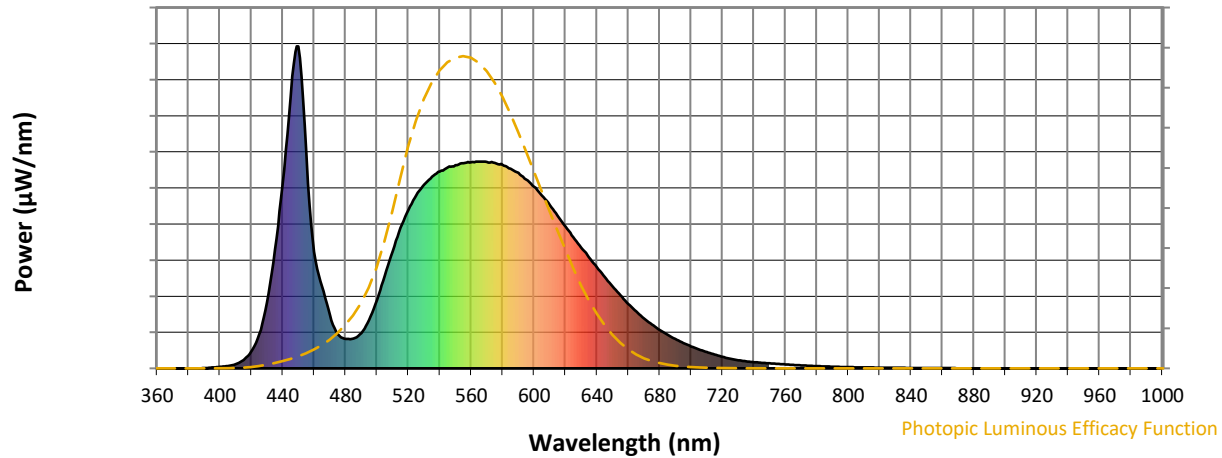
CIE 1931 Chromaticity Diagram with 2017 ANSI 7-Step and 4-Step Quadrangles



Point lies inside the ANSI 5000K 7-step quadrangle

REPORT NUMBER: SP1-2407-176-6

Photopic Flux vs. Wavelength

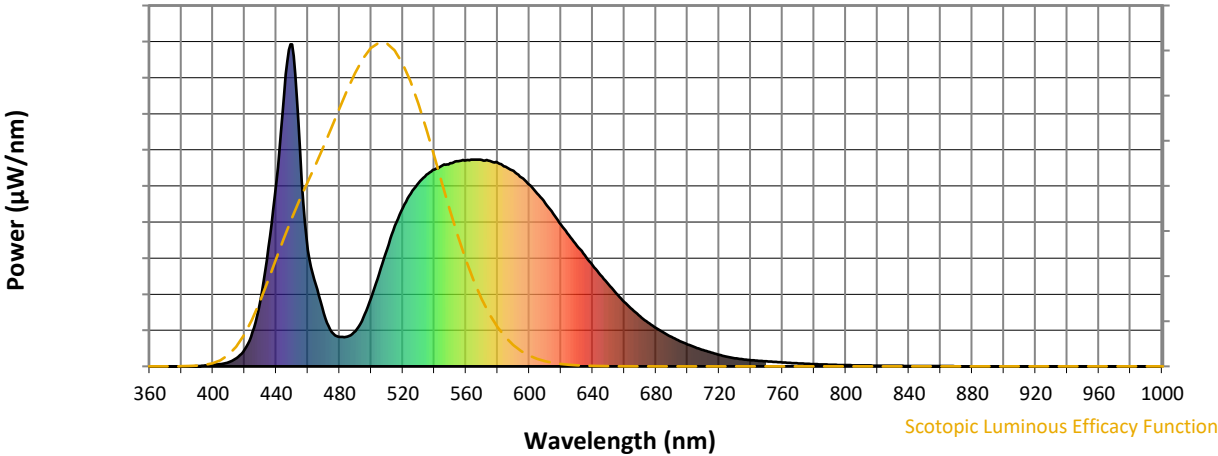


Photopic Lumens: NR

λ (nm)	Power W [^] /nm	Lumens (φ/nm)	λ (nm)	Power W [^] /nm	Lumens (φ/nm)	λ (nm)	Power W [^] /nm	Lumens (φ/nm)	λ (nm)	Power W [^] /nm	Lumens (φ/nm)	λ (nm)	Power W [^] /nm	Lumens (φ/nm)
360	0	NR	490	110	NR	620	440	NR	750	16	NR	880	0	NR
365	0	NR	495	150	NR	625	407	NR	755	14	NR	885	0	NR
370	0	NR	500	213	NR	630	375	NR	760	12	NR	890	0	NR
375	0	NR	505	288	NR	635	345	NR	765	11	NR	895	0	NR
380	0	NR	510	364	NR	640	314	NR	770	9	NR	900	0	NR
385	0	NR	515	436	NR	645	283	NR	775	8	NR	905	0	NR
390	1	NR	520	492	NR	650	254	NR	780	7	NR	910	0	NR
395	3	NR	525	537	NR	655	227	NR	785	6	NR	915	0	NR
400	5	NR	530	570	NR	660	200	NR	790	5	NR	920	0	NR
405	7	NR	535	595	NR	665	177	NR	795	4	NR	925	0	NR
410	13	NR	540	611	NR	670	155	NR	800	4	NR	930	0	NR
415	25	NR	545	624	NR	675	136	NR	805	3	NR	935	0	NR
420	52	NR	550	631	NR	680	119	NR	810	3	NR	940	0	NR
425	106	NR	555	637	NR	685	104	NR	815	3	NR	945	0	NR
430	204	NR	560	640	NR	690	91	NR	820	2	NR	950	0	NR
435	369	NR	565	642	NR	695	79	NR	825	2	NR	955	0	NR
440	573	NR	570	641	NR	700	68	NR	830	2	NR	960	0	NR
445	844	NR	575	638	NR	705	59	NR	835	2	NR	965	0	NR
450	999	NR	580	632	NR	710	50	NR	840	1	NR	970	0	NR
455	668	NR	585	620	NR	715	43	NR	845	1	NR	975	0	NR
460	361	NR	590	607	NR	720	36	NR	850	1	NR	980	0	NR
465	255	NR	595	586	NR	725	30	NR	855	1	NR	985	0	NR
470	165	NR	600	564	NR	730	25	NR	860	1	NR	990	0	NR
475	106	NR	605	537	NR	735	22	NR	865	1	NR	995	0	NR
480	91	NR	610	507	NR	740	19	NR	870	0	NR	1000	0	NR
485	93	NR	615	474	NR	745	17	NR	875	0	NR			

REPORT NUMBER: SP1-2407-176-6

Scotopic Flux vs. Wavelength

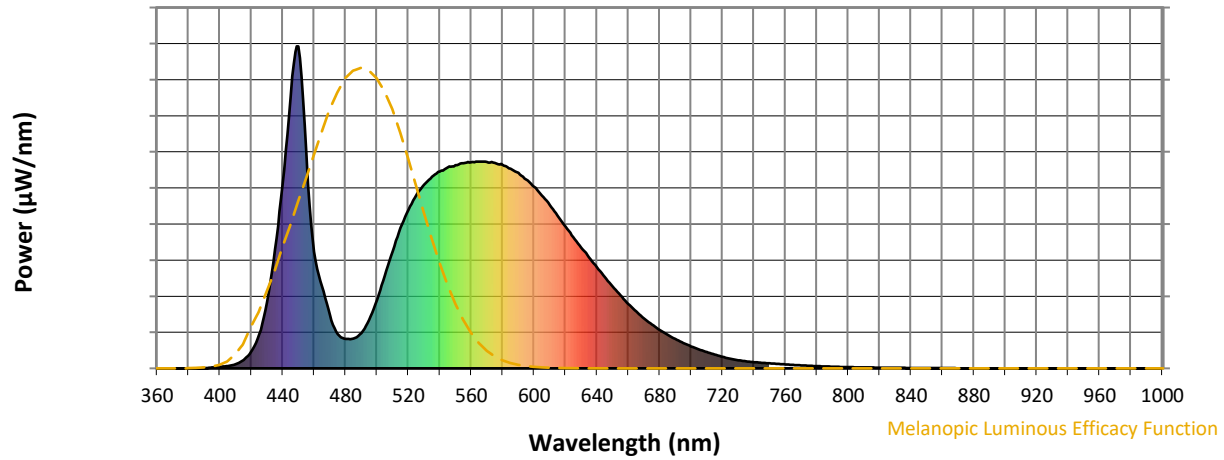


Scotopic Lumens: NR S/P: 1.69

λ (nm)	Power W [^] /nm	Lumens (φ/nm)	λ (nm)	Power W [^] /nm	Lumens (φ/nm)	λ (nm)	Power W [^] /nm	Lumens (φ/nm)	λ (nm)	Power W [^] /nm	Lumens (φ/nm)	λ (nm)	Power W [^] /nm	Lumens (φ/nm)
360	0	NR	490	110	NR	620	440	NR	750	16	NR	880	0	NR
365	0	NR	495	150	NR	625	407	NR	755	14	NR	885	0	NR
370	0	NR	500	213	NR	630	375	NR	760	12	NR	890	0	NR
375	0	NR	505	288	NR	635	345	NR	765	11	NR	895	0	NR
380	0	NR	510	364	NR	640	314	NR	770	9	NR	900	0	NR
385	0	NR	515	436	NR	645	283	NR	775	8	NR	905	0	NR
390	1	NR	520	492	NR	650	254	NR	780	7	NR	910	0	NR
395	3	NR	525	537	NR	655	227	NR	785	6	NR	915	0	NR
400	5	NR	530	570	NR	660	200	NR	790	5	NR	920	0	NR
405	7	NR	535	595	NR	665	177	NR	795	4	NR	925	0	NR
410	13	NR	540	611	NR	670	155	NR	800	4	NR	930	0	NR
415	25	NR	545	624	NR	675	136	NR	805	3	NR	935	0	NR
420	52	NR	550	631	NR	680	119	NR	810	3	NR	940	0	NR
425	106	NR	555	637	NR	685	104	NR	815	3	NR	945	0	NR
430	204	NR	560	640	NR	690	91	NR	820	2	NR	950	0	NR
435	369	NR	565	642	NR	695	79	NR	825	2	NR	955	0	NR
440	573	NR	570	641	NR	700	68	NR	830	2	NR	960	0	NR
445	844	NR	575	638	NR	705	59	NR	835	2	NR	965	0	NR
450	999	NR	580	632	NR	710	50	NR	840	1	NR	970	0	NR
455	668	NR	585	620	NR	715	43	NR	845	1	NR	975	0	NR
460	361	NR	590	607	NR	720	36	NR	850	1	NR	980	0	NR
465	255	NR	595	586	NR	725	30	NR	855	1	NR	985	0	NR
470	165	NR	600	564	NR	730	25	NR	860	1	NR	990	0	NR
475	106	NR	605	537	NR	735	22	NR	865	1	NR	995	0	NR
480	91	NR	610	507	NR	740	19	NR	870	0	NR	1000	0	NR
485	93	NR	615	474	NR	745	17	NR	875	0	NR			

REPORT NUMBER: SP1-2407-176-6

Melanopic Flux vs. Wavelength



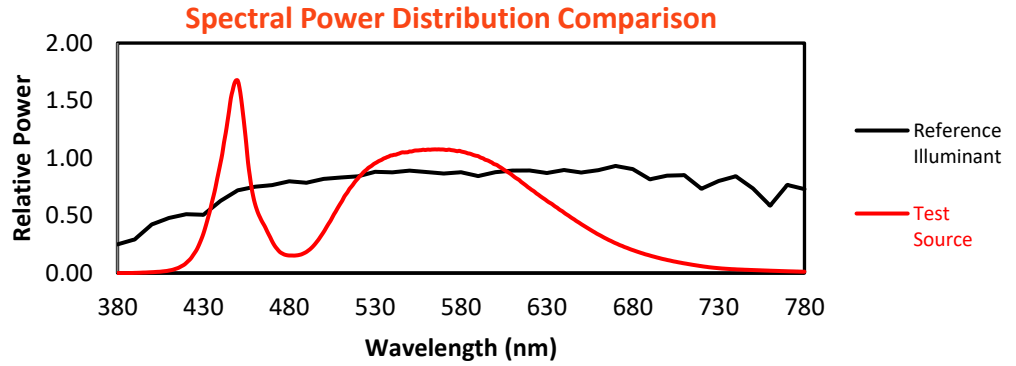
Melanopic Lumens: NR

M/P: 3.36

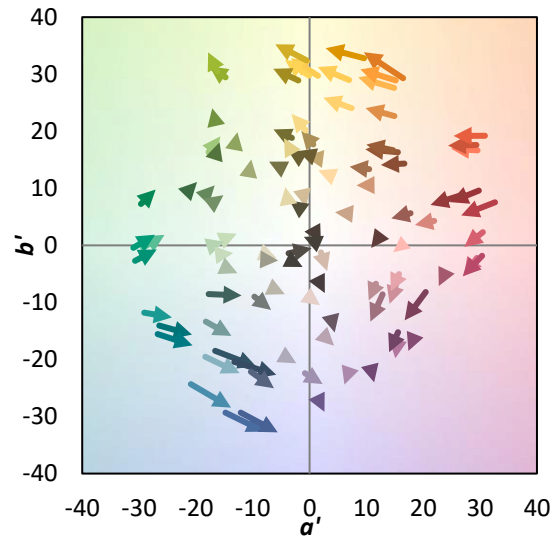
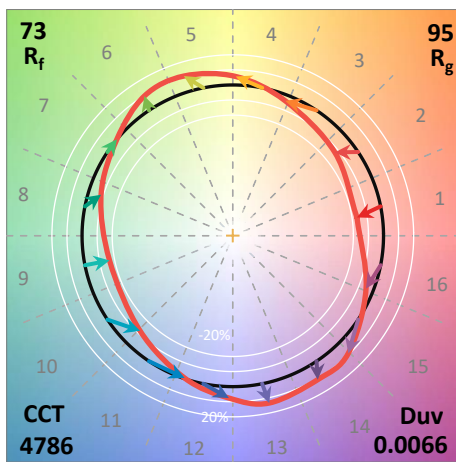
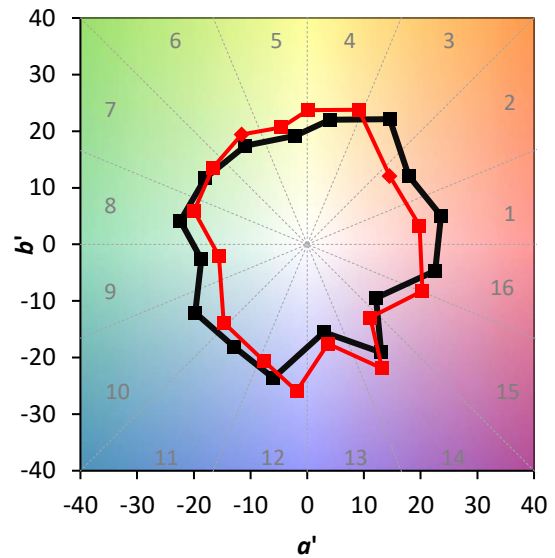
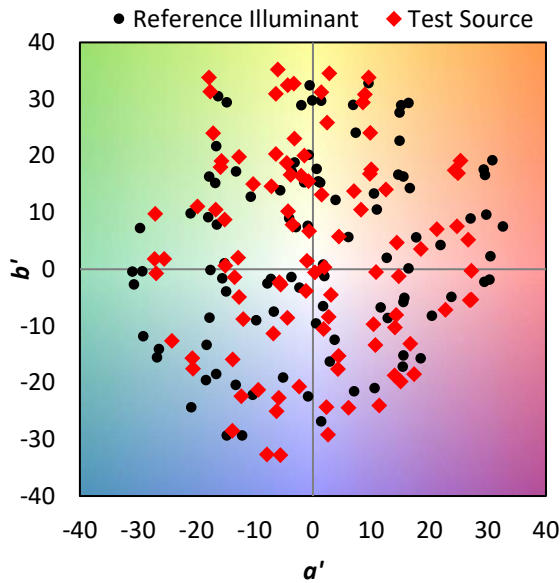
λ (nm)	Power W [^] /nm	Lumens (φ/nm)	λ (nm)	Power W [^] /nm	Lumens (φ/nm)	λ (nm)	Power W [^] /nm	Lumens (φ/nm)	λ (nm)	Power W [^] /nm	Lumens (φ/nm)	λ (nm)	Power W [^] /nm	Lumens (φ/nm)
360	0	NR	490	110	NR	620	440	NR	750	16	NR	880	0	NR
365	0	NR	495	150	NR	625	407	NR	755	14	NR	885	0	NR
370	0	NR	500	213	NR	630	375	NR	760	12	NR	890	0	NR
375	0	NR	505	288	NR	635	345	NR	765	11	NR	895	0	NR
380	0	NR	510	364	NR	640	314	NR	770	9	NR	900	0	NR
385	0	NR	515	436	NR	645	283	NR	775	8	NR	905	0	NR
390	1	NR	520	492	NR	650	254	NR	780	7	NR	910	0	NR
395	3	NR	525	537	NR	655	227	NR	785	6	NR	915	0	NR
400	5	NR	530	570	NR	660	200	NR	790	5	NR	920	0	NR
405	7	NR	535	595	NR	665	177	NR	795	4	NR	925	0	NR
410	13	NR	540	611	NR	670	155	NR	800	4	NR	930	0	NR
415	25	NR	545	624	NR	675	136	NR	805	3	NR	935	0	NR
420	52	NR	550	631	NR	680	119	NR	810	3	NR	940	0	NR
425	106	NR	555	637	NR	685	104	NR	815	3	NR	945	0	NR
430	204	NR	560	640	NR	690	91	NR	820	2	NR	950	0	NR
435	369	NR	565	642	NR	695	79	NR	825	2	NR	955	0	NR
440	573	NR	570	641	NR	700	68	NR	830	2	NR	960	0	NR
445	844	NR	575	638	NR	705	59	NR	835	2	NR	965	0	NR
450	999	NR	580	632	NR	710	50	NR	840	1	NR	970	0	NR
455	668	NR	585	620	NR	715	43	NR	845	1	NR	975	0	NR
460	361	NR	590	607	NR	720	36	NR	850	1	NR	980	0	NR
465	255	NR	595	586	NR	725	30	NR	855	1	NR	985	0	NR
470	165	NR	600	564	NR	730	25	NR	860	1	NR	990	0	NR
475	106	NR	605	537	NR	735	22	NR	865	1	NR	995	0	NR
480	91	NR	610	507	NR	740	19	NR	870	0	NR	1000	0	NR
485	93	NR	615	474	NR	745	17	NR	875	0	NR			

Summary

$R_f = 73$
 $R_g = 94.6$
 $CIE R_a = 70.9$
 $R_g = -29.8$

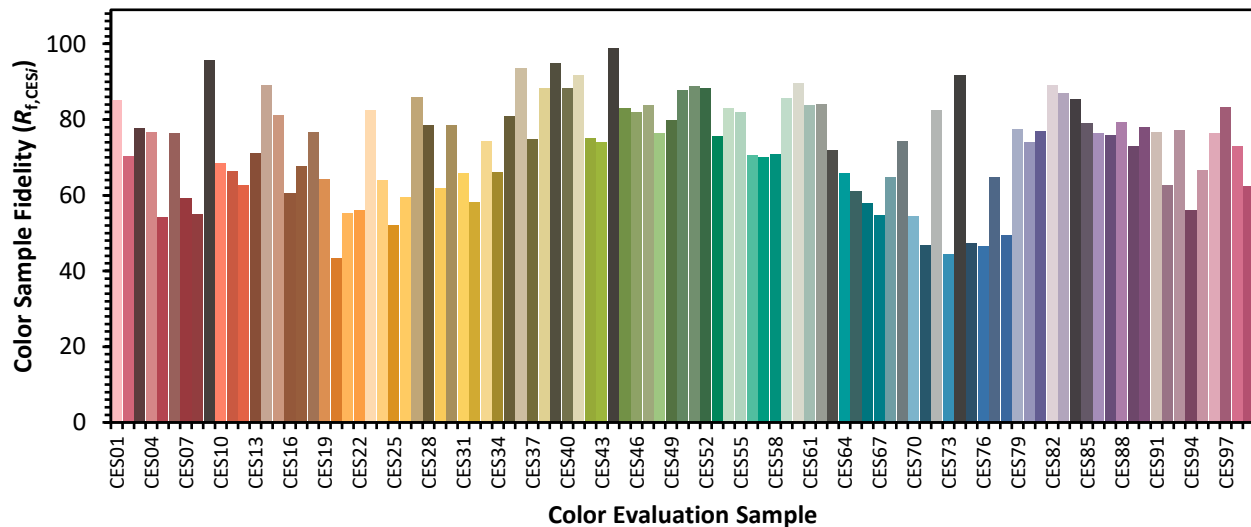


Color Vector Graphics

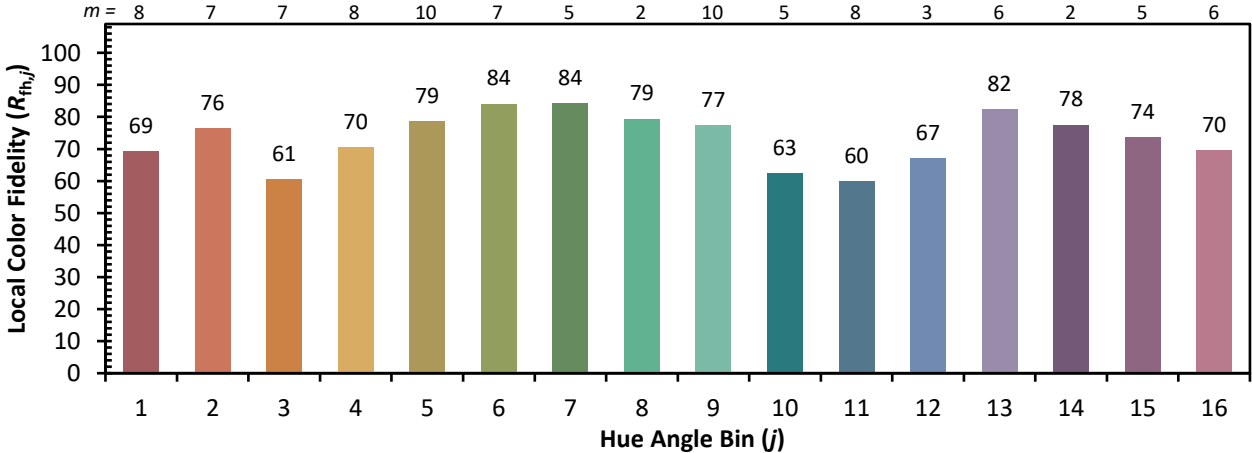
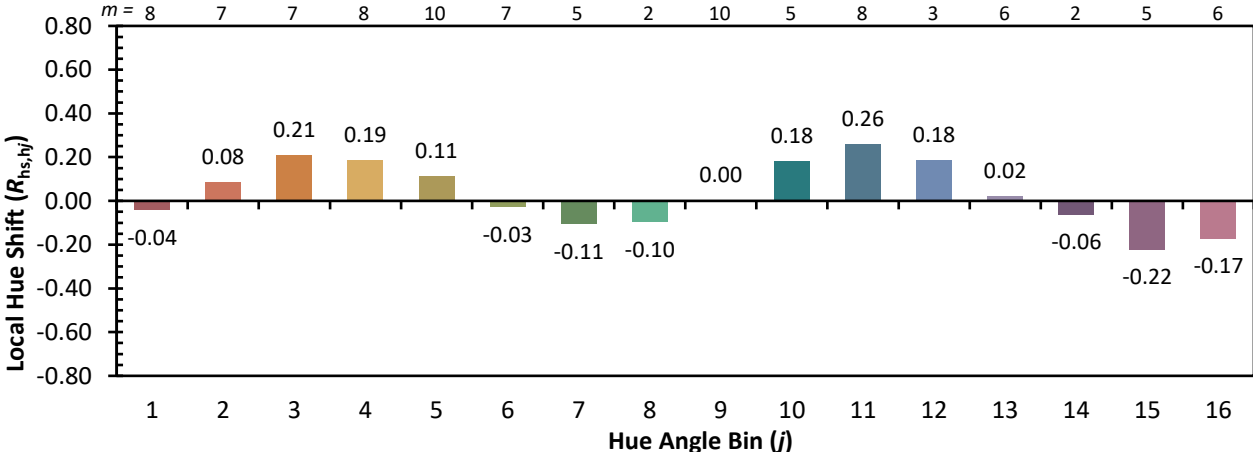
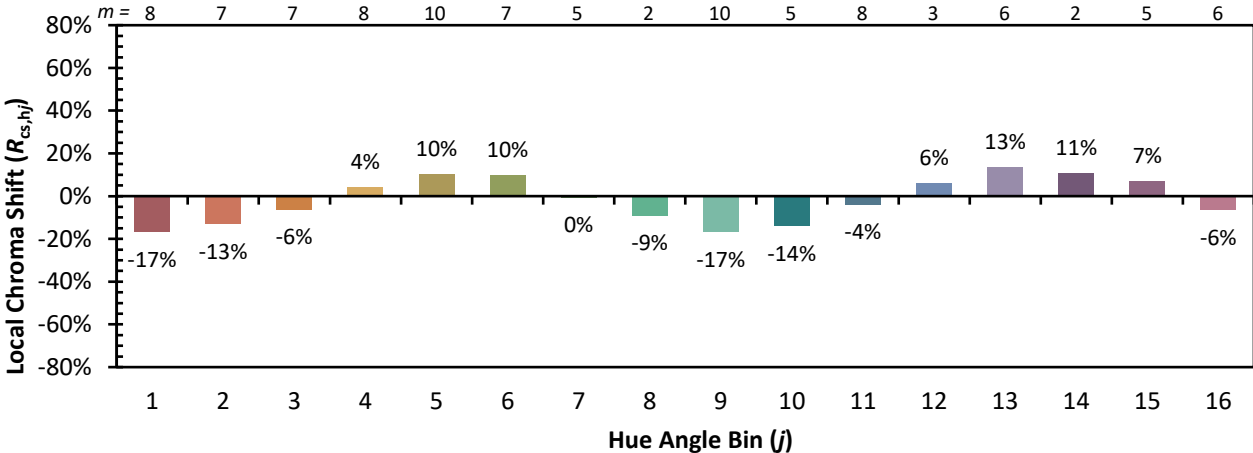


Individual Sample Fidelity Index ($R_{f,i}$)

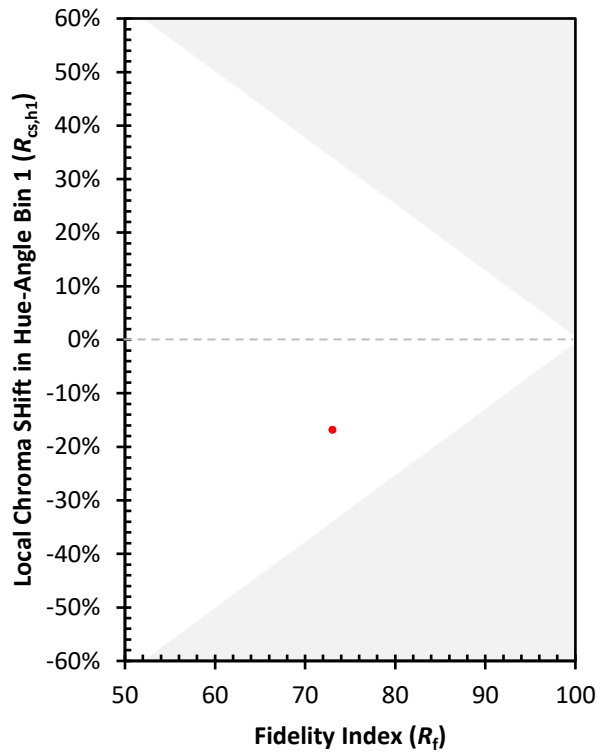
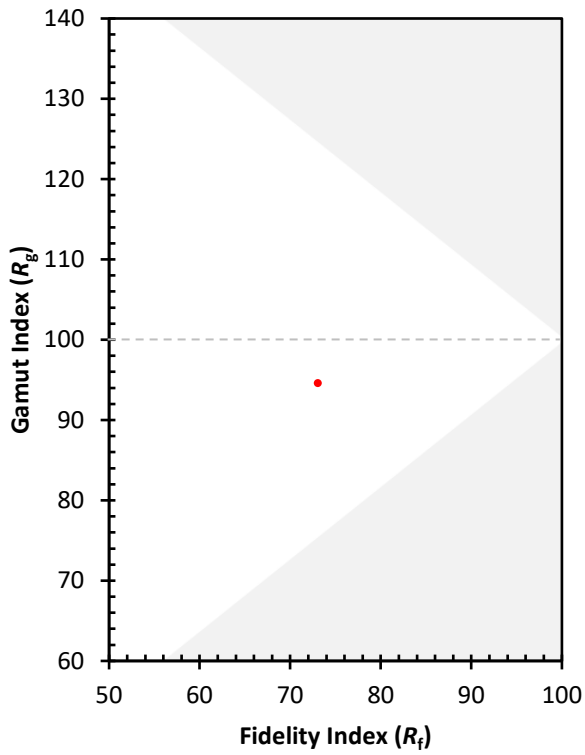
CES01 = 85	CES26 = 60	CES51 = 89	CES76 = 46
CES02 = 59	CES27 = 86	CES52 = 88	CES77 = 65
CES03 = 30	CES28 = 78	CES53 = 76	CES78 = 49
CES04 = 69	CES29 = 62	CES54 = 83	CES79 = 78
CES05 = 46	CES30 = 79	CES55 = 82	CES80 = 74
CES06 = 50	CES31 = 66	CES56 = 71	CES81 = 77
CES07 = 39	CES32 = 58	CES57 = 70	CES82 = 89
CES08 = 38	CES33 = 74	CES58 = 71	CES83 = 87
CES09 = 29	CES34 = 66	CES59 = 86	CES84 = 86
CES10 = 72	CES35 = 81	CES60 = 90	CES85 = 79
CES11 = 56	CES36 = 94	CES61 = 84	CES86 = 76
CES12 = 61	CES37 = 75	CES62 = 84	CES87 = 76
CES13 = 41	CES38 = 88	CES63 = 72	CES88 = 79
CES14 = 74	CES39 = 95	CES64 = 66	CES89 = 73
CES15 = 70	CES40 = 88	CES65 = 61	CES90 = 78
CES16 = 46	CES41 = 92	CES66 = 58	CES91 = 77
CES17 = 49	CES42 = 75	CES67 = 55	CES92 = 63
CES18 = 55	CES43 = 74	CES68 = 65	CES93 = 77
CES19 = 71	CES44 = 99	CES69 = 74	CES94 = 56
CES20 = 64	CES45 = 83	CES70 = 55	CES95 = 67
CES21 = 85	CES46 = 82	CES71 = 47	CES96 = 76
CES22 = 77	CES47 = 84	CES72 = 82	CES97 = 83
CES23 = 91	CES48 = 76	CES73 = 44	CES98 = 73
CES24 = 90	CES49 = 80	CES74 = 92	CES99 = 62
CES25 = 71	CES50 = 88	CES75 = 47	



Color Rendition by Hue-Angle Bin



Measure Comparisons



(END OF REPORT)